

♦ Cultivating Change through Collaboration



Changing lives at...

King Street Youth Center

Every Friday, King Street's red bus rolls into the Farm Barn courtyard and preschoolers tumble out for a morning of Adventures. Most days, they're greeted by our educator Linda Wellings ("Facilitator of Wonder"). Older King Street kids are offered spaces in our summer camps. Our partnership with King Street began nearly 20 years ago and has endured because of a shared commitment to getting kids outdoors—especially those without ready access to it.



In 2012, King Street and the Laura K. Winterbottom Memorial Fund honored **Linda Wellings** with the "Laura's Spirit Award" for being an **unsung hero** who's making a real impact on the lives of King Street Center kids.

Vermont FEED

In 2012, VT FEED was the local host for the National Farm to Cafeteria conference, and has been instrumental in building the Vermont Farm to School Network. Since 2000, this 3-way partnership (Shelburne Farms, NOFA-VT, and Food Works) has helped bring local, healthy foods to Vermont schoolchildren, and been a model for many outside the state. It all adds up to healthier kids and stronger communities.



NEXT UP for 2013: The 6th annual Junior Iron Chef, February 2, 2013. More information at: www.jrironchefvt.org.



Farm-Based Education Network

As part of an expanding network of farmers, educators, and land-based organizations, we've been offering workshops on how to create enduring educational experiences on your farm. This year, we offered fall and spring workshops to more than 40 participants from all of New England except Rhode Island (we'll get them next time!), as well as New York, Quebec, New Jersey, North Carolina, Pennsylvania, Texas, and California.

NEXT UP for 2013: "The ABC's of Farm-Based Education" workshop, March 8–10, 2013. More information on our website.

A Park for Every Classroom

We're collaborating with the National Park Service on a new program to make Parks more relevant to school classrooms. Modeled on the successful Forest for Every Classroom partnership, the program worked with teams from eight Parks in the northeast in its first full year in 2012. Workshops, meetings, and online exchanges helped teams develop strategies to integrate parks into school curricula.



Participating Parks

- Fort McHenry National Monument & Historic Shrine
- Gateway National Recreation Area
- Marsh-Billings-Rockefeller National Historical Park
- Morristown National Historical Park
- New England National Scenic Trail
- Salem Maritime National Historic Site
- Valley Forge National Historical Park
- Weir Farm National Historic Site

NEXT UP for 2013:

We'll be expanding the program to eight more parks, who will be mentored as "sister" parks by the current teams.

What's a Team?

- A teacher
- Park Service staff person
- Community Partner

A Watershed for Every Classroom

Another off-shoot of Forest for Every Classroom, this biannual program had a new cohort of educators in 2012. Since 1992, we've worked with the partners in the Champlain Basin Education Initiative to offer this program, which focuses on using Lake Champlain watershed as an outdoor classroom.



40

years of educating for a sustainable future



◆ Cultivating Change through Caring for Place

In 2012, we continued to work on improving our food and energy systems.

Composting

Our new Market Garden composting system — up and running for its first full season — recycled 100% of the Inn's food scraps, or nearly 18 tons!

Pastures

This summer, we joined Butterworks Farm of Westfield, VT in hosting field trials supervised by Heather Darby of UVM Extension Service. She's **investigating whether organic soil conditioners and micronutrients can improve soil health and produce more nutrient-dense forage** as a way to cut back on feeding grain to cows.

Water Quality

We became one of six farms collaborating with the VT Agency of Agriculture in a multi-year water quality research project comparing different strategies for reducing water run-off.

Market Garden Produce sent to the Inn

1,215 lbs. • potatoes
1,112 lbs. • swiss chard
685 lbs. • cucumbers
679 lbs. • eggplant
570 lbs. • pie pumpkins
& much more!

We'll produce about **156,000 lbs. of cheese** by the end of 2012. That'll be a **new record!** It took about 1.4 million lbs. of milk (from a total of 1.8 million).

The team celebrates the **100,000 lb. milestone** in late August.



◆ and Sharing Place

Our landscape and buildings are uniquely inspiring. By sharing them, we can support other organizations committed to building better communities and a more sustainable world.



Vermont Natural Resources Council celebrated their 50th anniversary with 2009 White House Green Jobs Czar Van Jones at the Coach Barn.



VNRC's Elizabeth Courtney with Van Jones at the Coach Barn



The Vermont Community Foundation announced their Farm to School Initiative at their 25th anniversary at the Coach Barn.



All Souls Interfaith Gathering held its 10th Choral Celebration for World Peace & Healing in the Breeding Barn, with speaker John Elder.



Brown Swiss Breeders National Sale in the Breeding Barn.




Vermont Cheesemakers Festival 3rd annual sold out event!




Shelburne Town Concerts played to their largest audiences ever in the Farm Barn courtyard.

Burlington Ensemble



Burlington Ensemble presented two great concerts at the Coach Barn in 2012, in support of Vermont FEED. BE's *Making Music With A Mission* program supports many local nonprofits.

NEXT UP for 2013: BE will perform **three concerts** at the Farm next summer to benefit Vermont FEED.



NEXT UP for 2013: We're developing a water quality plan that looks at land use impacts within each of the Farm's subwatersheds.

Nearly **72% of food served at Shelburne Farms was grown or produced in Vermont.** (That's by value. It includes the Inn, Farm Cart, and of course, all the produce from our Market Garden)

As of October, all the **solar panels** at the Farm have produced **42% of our electricity.**

NEXT UP for 2013:

Wood-chip heated hot water for summer cheesemaking.



2012 saw structural repairs completed on the Lily Pool as part of the ongoing Formal Gardens Restoration Project.

Inn Gardens





Consolidated Statement of Financial Position

December 31, 2012, with comparative totals for 2011

ASSETS	2012	2011
Cash & cash equivalents	2,059,350	2,046,183
Board designated & restricted endowment	4,392,393	4,398,979
Other investments	1,226,380	1,300,606
Accounts receivable	230,079	264,938
Inventories	1,030,161	968,119
Prepaid expenses & other assets	80,042	79,127
Pledges & bequests receivable	917,647	303,174
Contributions receivable from charitable remainder trusts	169,068	147,439
Antiques & art	243,468	243,468
Land, buildings & equipment	19,374,357	19,279,172
TOTAL ASSETS	29,722,945	29,031,205

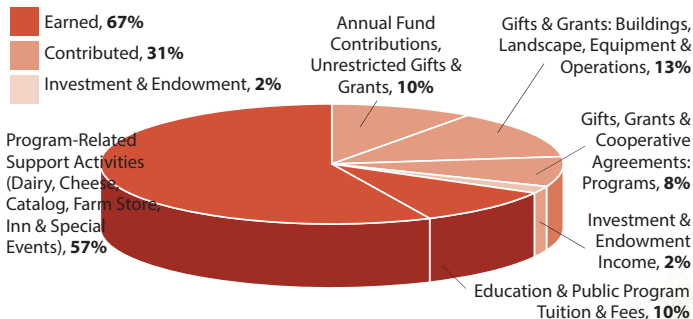
LIABILITIES & NET ASSETS

LIABILITIES:	2012	2011
Accounts payable	237,923	338,936
Deposits & other liabilities	806,225	879,201
TOTAL LIABILITIES	1,044,148	1,218,137
NET ASSETS:		
Unrestricted	26,824,313	25,864,327
Temporarily restricted	1,543,677	1,647,064
Permanently restricted	310,807	301,677
TOTAL FUND BALANCE	28,678,797	27,813,068
TOTAL LIABILITIES & NET ASSETS	29,722,945	29,031,205

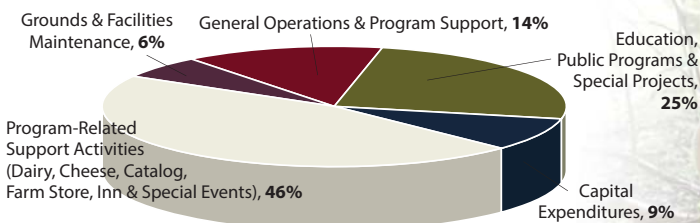
Consolidated Annual Operating Revenue & Expenditures

Year Ending December 31, 2012

Total Sources: \$8,995,700



Total Uses: \$8,995,700



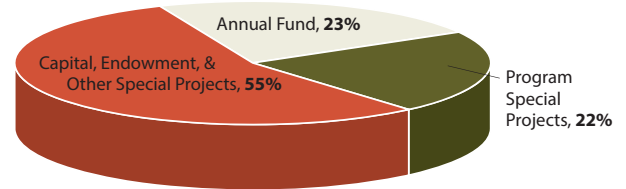
This is an internally prepared consolidation of all programs and operations at Shelburne Farms in 2012 for simplified presentation purposes only. Operating revenue and expenses include both the nonprofit entity – Shelburne Farms – and its wholly-owned subsidiary, which operates the Inn and other program related supporting activities. Land stewardship, endowment, campaign gifts and campaign capital improvements and other expenditures are not included. Total consolidated depreciation of \$763,830 is also not included.

A copy of Shelburne Farms' audited financial statement is available for inspection at Shelburne Farms, 1611 Harbor Road, Shelburne, Vermont 05482, 802-985-8686.

Contributor Support

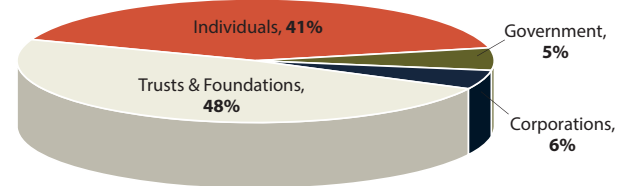
Total Contributions by Fund

Contributions to all funds totaled \$3,626,657 in 2012.



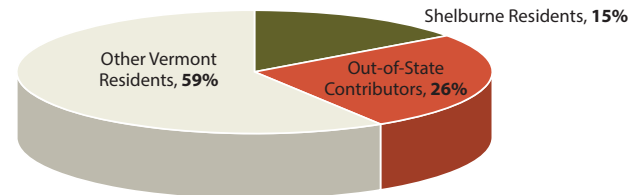
Total Contributions by Source

Shelburne Farms depends upon support from diverse private and public funding sources.



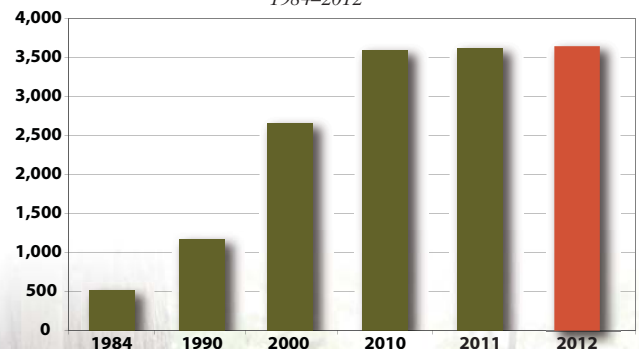
Contributor Demographics

In 2012 Shelburne Farms received contributions from 3,679 individuals, businesses and foundations in 44 states and 6 foreign countries and territories.



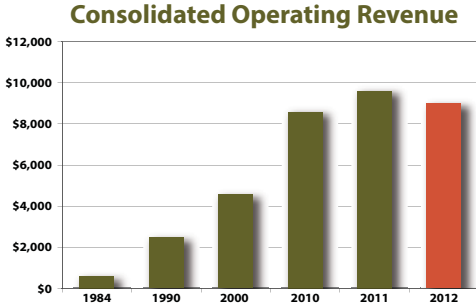
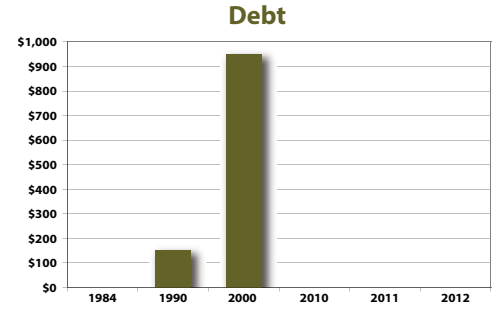
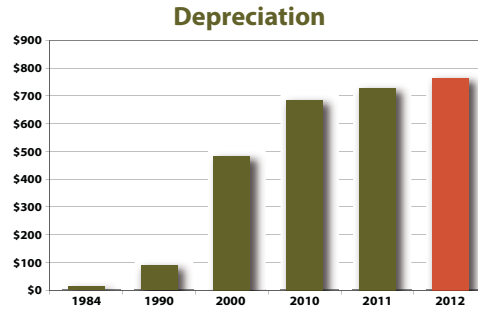
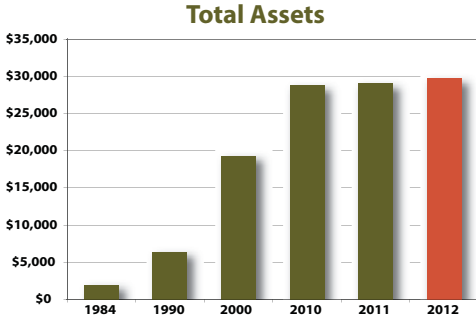
Total Number of Contributors

1984–2012

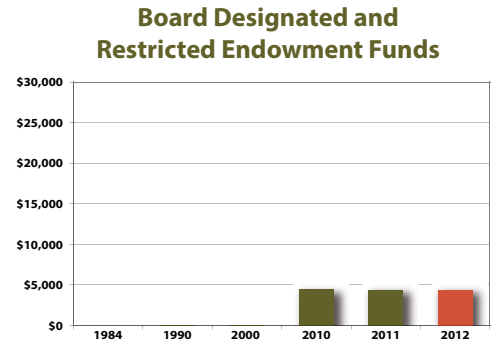
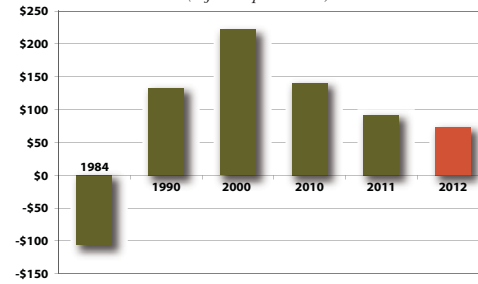




Financial Trends, 1984* – 2012 (In thousands of dollars)



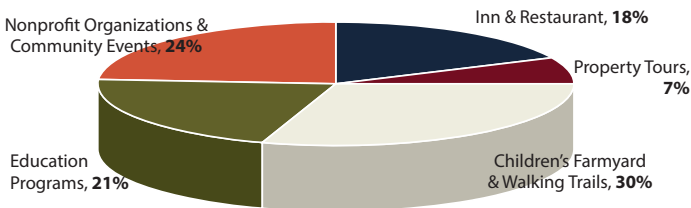
Allocation for Capital Needs from Operations & Unrestricted Gifts (before depreciation)



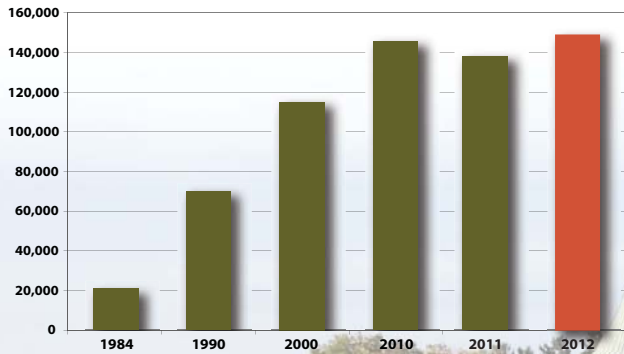
*1984 was the year the property of Shelburne Farms was bequeathed to the nonprofit.

Program & Visitor Attendance

Shelburne Farms served 149,028 people in 2012 through its education and visitor programs, and by making its facilities available for use by others.



Total Attendance
1984-2012



1,964
3,129
4,385
24,514
32,804
82,232

Professional Development:

Curriculum support for educators in schools, nonprofit organizations & government agencies in Vermont, the U.S. and abroad

Adult Programs: Life-long learning programs, volunteers, educational tour groups & visitors, archive researchers

Overnight Guests: The Inn at Shelburne Farms & Guest Cottages

Youth & Family Programs: Early childhood & school programs, summer camps, 4-H, Work & Learn, campfires, Renaissance School

Nonprofit & Community Events: Meetings, conferences, special functions, concerts, weddings, festivals, Art Show

Day Visitors: Children's Farmyard, Walking Trails, Property Tours, Restaurant